

**HOME GUARANTY CORPORATION**  
**STATEMENT OF CHANGES IN EQUITY**  
As of June 30, 2016  
(In Philippine Peso)


	Capital Stock	Donated Capital	Revaluation Increment in Property	Unrealized Gains from Available-for- Sale	Retained Earnings (Deficit)	Total
Balance, December 31, 2014	15,073,000,000	4,069,154,826	2,407,442,041	1,359,198	(13,165,628,848)	8,385,327,217
Correction of prior period errors					19,163,544	19,163,544
As restated	15,073,000,000	4,069,154,826	2,407,442,041	1,359,198	(13,146,465,304)	8,404,490,761
Sale of investments				(466,686)		(466,686)
Decrease in the fair value of available-for-sale investments				(263,513)		(263,513)
Expired NOLCO (2012)					(65,731,954)	(65,731,954)
Expired excess MCIT over RCIT (2012)					(12,138,498)	(12,138,498)
Net Income as of December 31, 2015					302,416,195	302,416,195
Dividend for the year					(210,455,644)	(210,455,644)
<b>Balance, December 31, 2015</b>	15,073,000,000	4,069,154,826	2,407,442,041	628,999	(13,132,375,205)	8,417,850,661
Adjustments					(6,242,762)	(6,242,762)
Net Income as of June 30, 2016					171,987,930	171,987,930
<b>Balance, June 30, 2016</b>	15,073,000,000	4,069,154,826	2,407,442,041	628,999	(12,966,630,037)	8,583,595,829

CERTIFIED CORRECT



JIMMY B. SARONA  
Vice President - Legal Group and  
Concurrent Vice President - Corporate Services Group


APPROVED BY:



CORAZON G. CORPUZ  
Executive Vice President and  
Officer-In-Charge



**HOME GUARANTY CORPORATION**  
**STATEMENT OF CHANGES IN EQUITY**  
As of September 30, 2016  
(In Philippine Peso)



	Capital Stock	Donated Capital	Revaluation Increment in Property	Unrealized Gains from Available-for- Sale	Retained Earnings (Deficit)	Total
Balance, December 31, 2014	15,073,000,000	4,069,154,826	2,407,442,041	1,359,198	(13,165,628,848)	8,385,327,217
Correction of prior period errors					19,131,044	19,131,044
As restated	15,073,000,000	4,069,154,826	2,407,442,041	1,359,198	(13,146,497,804)	8,404,458,261
Sale of investments				(466,686)		(466,686)
Decrease in the fair value of available-for-sale investments				(263,513)		(263,513)
Expired NOLCO (2012)					(65,731,954)	(65,731,954)
Expired excess MCIT over RCIT (2012)					(12,138,498)	(12,138,498)
Net Income as of December 31, 2015					302,416,195	302,416,195
Dividend for the year					(210,455,644)	(210,455,644)
<b>Balance, December 31, 2015</b>	<b>15,073,000,000</b>	<b>4,069,154,826</b>	<b>2,407,442,041</b>	<b>628,999</b>	<b>(13,132,407,705)</b>	<b>8,417,818,161</b>
Adjustments					(9,036,482)	(9,036,482)
Net Income as of September 30, 2016					348,554,760	348,554,760
<b>Balance, September 30, 2016</b>	<b>15,073,000,000</b>	<b>4,069,154,826</b>	<b>2,407,442,041</b>	<b>628,999</b>	<b>(12,792,889,427)</b>	<b>8,757,336,439</b>

CERTIFIED CORRECT

**JIMMY B. SARONA**  
Vice President - Legal Group and  
Concurrent Vice President - Corporate Services Group

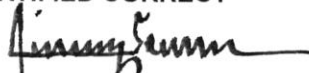
APPROVED BY

**CORAZON G. CORPUZ**  
Executive Vice President and  
Officer-In-Charge

**HOME GUARANTY CORPORATION**  
**STATEMENT OF CHANGES IN EQUITY**  
As of March 31, 2016


	Capital Stock	Donated Capital	Revaluation Increment in Property	Unrealized Gains from Available-for- Sale	Retained Earnings (Deficit)	Total
Balance, December 31, 2014	15,073,000,000	4,069,154,826	2,407,442,041	1,359,198	(13,165,628,849)	8,385,327,216
Correction of prior period errors					(1,100,728)	(1,100,728)
As restated	15,073,000,000	4,069,154,826	2,407,442,041	1,359,198	(13,166,729,577)	8,384,226,488
Sale of investments				(466,686)		(466,686)
Decrease in the fair value of available-for-sale investments				(263,513)		(263,513)
Expired DTA-NOLCO (2012)					(65,731,954)	(65,731,954)
Expired DTA-MCIT (2012)					(12,138,498)	(12,138,498)
Net Income as of December 31, 2015					302,416,195	302,416,195
Dividend for the year					(210,455,644)	(210,455,644)
<b>Balance, December 31, 2015</b>	15,073,000,000	4,069,154,826	2,407,442,041	628,999	(13,152,639,478)	8,397,586,388
Adjustments					274,709	274,709
Net Income as of March 31, 2016					119,973,271	119,973,271
<b>Balance, March 31, 2016</b>	15,073,000,000	4,069,154,826	2,407,442,041	628,999	(13,032,391,498)	8,517,834,368

CERTIFIED CORRECT



JIMMY B. SARONA  
Vice President - Legal Group and  
concurrent Vice President - Corporate Services Group

APPROVED BY:



CORAZON G. CORPUZ  
Executive Vice President and Officer-In-Charge

OFFICE OF  
**RECEIVED**  
*Coraz 06/02/16*  
CORPORATION