


**HOME GUARANTY CORPORATION**  
**STATEMENTS OF COMPREHENSIVE INCOME**  
For the Nine Months Ended September 30, 2017  
(In Philippine Peso)

	2017	2016	INCREASE (DECREASE) Php	INCREASE (DECREASE) %
<b>INCOME</b>				
<b>Service and Business Income</b>				
Guarantee Income	941,310,215.70	775,647,431.19	165,662,784.51	21.36
Rent/Lease Income	140,263,855.63	121,869,334.59	18,394,521.04	15.09
Interest Income-Sales Contract Receivable	25,712,715.03	34,338,047.18	(8,625,332.15)	(25.12)
Interest Income-Loans and Receivables	263,975.55	354,794.39	(90,818.84)	(25.60)
Fines and Penalties - Business Income	6,766,561.91	8,174,440.46	(1,407,878.55)	(17.22)
Other Service Income	168,915.29	197,873.59	(28,958.30)	(14.63)
Miscellaneous Income	633,176.32	481,248.89	151,927.43	31.57
	<u>1,115,119,415.43</u>	<u>941,063,170.29</u>	<u>174,056,245.14</u>	<u>18.50</u>
<b>Gains</b>				
Other Gains-Gain on Sale of Disposed Assets	5,641,280.36	26,766,738.67	(21,125,458.31)	(78.92)
Gain On Sales/Redemption/Transfer Of Investments		55,350.21	(55,350.21)	(100.00)
	<u>5,641,280.36</u>	<u>26,822,088.88</u>	<u>(21,180,808.52)</u>	<u>(78.97)</u>
<b>Other Non-Operating Income</b>				
Interest Income-Available for Sale (AFS) Financial Assets	387,500.00	2,941,247.48	(2,553,747.48)	(86.83)
Interest Income-Due from Other Banks	30,933,380.68	40,789,432.72	(9,856,052.04)	(24.16)
	<u>31,320,880.68</u>	<u>43,730,680.20</u>	<u>(12,409,799.52)</u>	<u>(28.38)</u>
<b>TOTAL INCOME</b>	<u><b>1,152,081,576.47</b></u>	<u><b>1,011,615,939.37</b></u>	<u><b>140,465,637.10</b></u>	<u><b>13.89</b></u>
<b>EXPENSES</b>				
<b>Personal Services</b>				
Salaries and Wages	43,741,015.74	43,856,316.73	(115,300.99)	(0.26)
Provident/Welfare Fund Contribution	8,163,673.83	8,398,057.34	(234,383.51)	(2.79)
Retirement and Life Insurance Premium	4,898,204.29	5,025,157.31	(126,953.02)	(2.53)
Representation Allowance (RA)	1,372,500.00	1,512,250.00	(139,750.00)	(9.24)
Transportation Allowance (TA)	1,502,100.00	1,621,450.00	(119,350.00)	(7.36)
Terminal Leave Benefits	67,090.83	29,459.76	37,631.07	127.74
Personnel Economic Relief Allowance (PERA)	2,132,221.45	2,210,080.07	(77,858.62)	(3.52)
Clothing/Uniform Allowance	501,250.00	581,550.00	(80,300.00)	(13.81)
PhilHealth Contributions	420,237.50	433,225.00	(12,987.50)	(3.00)
Longevity Pay	142,361.67	142,871.65	(509.98)	(0.36)
Pag-IBIG Contributions	107,000.00	111,300.00	(4,300.00)	(3.86)
Employees Compensation Insurance Premiums	107,000.00	111,100.00	(4,100.00)	(3.69)
Honoraria	3,546,572.49	5,432,360.73	(1,885,788.24)	(34.71)
Other Bonuses and Allowances	12,735,016.60	13,098,210.10	(363,193.50)	(2.77)
Other Personnel Benefits	2,387,332.17	1,889,150.00	498,182.17	26.37
	<u>81,823,576.57</u>	<u>84,452,538.69</u>	<u>(2,628,962.12)</u>	<u>(3.11)</u>
<b>Maintenance and Other Operating Expenses</b>				
Taxes, Duties and Licenses	54,942,371.65	42,289,198.46	12,653,173.19	29.92
Rent/Lease Expenses	29,700,466.99	27,467,966.19	2,232,500.80	8.13
Other Professional Services	7,968,633.94	10,810,318.26	(2,841,684.32)	(26.29)
Office Supplies Expense	3,873,970.03	4,319,438.28	(445,468.25)	(10.31)
Electricity Expenses	5,675,396.60	6,063,729.69	(388,333.09)	(6.40)
Extraordinary and Miscellaneous Expenses	2,516,273.35	2,487,280.35	28,993.00	1.17
Auditing Services	4,458,346.34	3,908,997.29	549,349.05	14.05
Janitorial Services	2,840,566.66	2,753,684.79	86,881.87	3.16
Security Services	1,249,961.34	1,225,961.34	24,000.00	1.96
Advertising, Promotional and Marketing Expenses	83,135.20	394,950.40	(311,815.20)	(78.95)
Representation Expenses	285,320.60	1,327,231.43	(1,041,910.83)	(78.50)
Fuel, Oil and Lubricants Expenses	1,685,621.74	1,694,579.61	(8,957.87)	(0.53)
Repairs and Maintenance-Transportation Equipment	1,521,718.02	1,445,580.60	76,137.42	5.27
Repairs and Maintenance-Leased Assets Improvements	721,353.32	661,963.36	59,389.96	8.97
Repairs and Maintenance-Other Property, Plant and Equipment	89,000.00	195,546.00	(106,546.00)	(54.49)
Repairs and Maintenance-Machinery and Equipment	328,328.33	835,733.31	(507,404.98)	(60.71)
Telephone Expenses	1,287,571.82	1,314,723.16	(27,151.34)	(2.07)
Travelling Expenses-Local	1,049,670.65	511,436.44	538,234.21	105.24


**HOME GUARANTY CORPORATION**  
**STATEMENTS OF COMPREHENSIVE INCOME**  
For the Nine Months Ended September 30, 2017  
(In Philippine Peso)

	2017	2016	INCREASE (DECREASE) Php	INCREASE (DECREASE) %
Other Supplies and Materials Expenses	23,750.00	75,943.40	(52,193.40)	(68.73)
Insurance Expenses	185,261.02	145,954.93	39,306.09	26.93
Donations	135,000.00	155,000.00	(20,000.00)	(12.90)
Consultancy Services	0.00	2,110,000.00	(2,110,000.00)	(100.00)
Internet Subscription Expenses	518,085.23	544,999.27	(26,914.04)	(4.94)
Directors and Committee Member's Fees	735,000.00	513,000.00	222,000.00	43.27
Fidelity Bond Premiums	354,489.75	404,645.36	(50,155.61)	(12.39)
Training Expenses	461,466.83	1,083,449.00	(621,982.17)	(57.41)
Water Expenses	249,281.30	267,204.94	(17,923.64)	(6.71)
Other General Services	135,238.00	131,158.86	4,079.14	3.11
Printing and Publication Expenses	37,144.00	39,685.00	(2,541.00)	(6.40)
Subscription Expenses	98,418.35	199,744.24	(101,325.89)	(50.73)
Postage and Courier Services	135,400.62	76,471.20	58,929.42	77.06
Cable, Satellite, Telegraph and Radio Expenses	0.00	30,181.99	(30,181.99)	(100.00)
Accountable Forms Expenses	30,000.00	30,000.00	0.00	0.00
Legal Services	65,000.00	42,500.00	22,500.00	52.94
Membership Dues and Contributions to Organizations	23,649.73	43,249.85	(19,600.12)	(45.32)
Other Maintenance and Operating Expenses	1,395,745.62	1,511,717.49	(115,971.87)	(7.67)
Other Maintenance and Operating Expenses-Projects	70,828,633.26	73,455,962.69	(2,627,329.43)	(3.58)
	<u>195,689,270.29</u>	<u>190,569,187.18</u>	<u>5,120,083.11</u>	<u>2.69</u>
<b>Financial Expenses</b>				
Interest Expenses				
Debenture Bonds	414,117.91	411,001.65	3,116.26	0.76
Guaranty Obligations	148,686,875.74	148,823,779.91	(136,904.17)	(0.09)
NG Advances	198,563,402.07	156,968,011.72	41,595,390.35	26.50
	<u>347,664,395.72</u>	<u>306,202,793.28</u>	<u>41,461,602.44</u>	<u>13.54</u>
Documentary Stamps Expenses	4,311.99	5,922.45	(1,610.46)	(27.19)
Bank Charges	12,560.00	223,986.50	(211,426.50)	(94.39)
	<u>347,681,267.71</u>	<u>306,432,702.23</u>	<u>41,248,565.48</u>	<u>13.46</u>
<b>Non-Cash expenses</b>				
Depreciation- Machinery and Equipment	1,285,568.35	678,408.19	607,160.16	89.50
Depreciation-Furniture, Fixtures and Books	145,015.94	278,284.06	(133,268.12)	(47.89)
Depreciation-Land Improvements	2,609,761.59	2,609,761.59	0.00	0.00
Depreciation-Transportation Equipment	21,757.01	723,794.13	(702,037.12)	(96.99)
Depreciation-Leased Assets Improvements	2,208,333.96	3,975,009.18	(1,766,675.22)	(44.44)
Depreciation-Other Property, Plant And Equipment	233,629.21	242,763.63	(9,134.42)	(3.76)
Amortization-Intangible Assets	1,611,067.72	3,605,076.27	(1,994,008.55)	(55.31)
Other Losses-Loss on Sale of Disposed Assets	311,561.37	1,695,579.26	(1,384,017.89)	(81.63)
	<u>8,426,695.15</u>	<u>13,808,676.31</u>	<u>(5,381,981.16)</u>	<u>(38.98)</u>
<b>TOTAL EXPENSES</b>	<u><b>633,620,809.72</b></u>	<u><b>595,263,104.41</b></u>	<u><b>38,357,705.31</b></u>	<u><b>6.44</b></u>
<b>PROFIT BEFORE TAX</b>	<u><b>518,460,766.75</b></u>	<u><b>416,352,834.96</b></u>	<u><b>102,107,931.79</b></u>	<u><b>24.52</b></u>
<b>TAXES</b>				
Taxes, Duties and Licenses-Final Tax	6,263,975.25	9,660,107.65	(3,396,132.40)	(35.16)
Income Tax Expenses	83,725,696.34	58,137,967.42	25,587,728.92	44.01
	<u>89,989,671.59</u>	<u>67,798,075.07</u>	<u>22,191,596.52</u>	<u>32.73</u>
<b>NET INCOME</b>	<u><b>428,471,095.16</b></u>	<u><b>348,554,759.89</b></u>	<u><b>79,916,335.27</b></u>	<u><b>22.93</b></u>
<b>OTHER COMPREHENSIVE INCOME FOR THE PERIOD</b>				
Cumulative Changes in Fair Value of Investments				
<b>TOTAL COMPREHENSIVE INCOME</b>	<u><b>428,471,095.16</b></u>	<u><b>348,554,759.89</b></u>	<u><b>79,916,335.27</b></u>	<u><b>22.93</b></u>


CERTIFIED CORRECT:



**JIMMY B. SAKONA**  
Vice President - Management Services Group and  
Concurrent Vice President - Corporate Services Group.



APPROVED BY:

  
**CORAZON G. CORPUZ**  
Executive Vice President and  
Officer-in-Charge